


IQ EQ ESG Equity Fund

Monthly Factsheet June 2025

Key Facts (at 30th June 2025)

Inception	12/12/2014
Aum	55.5 million
Legal Status	UCITS
Number Of Holdings	48
Benchmark	MSCI World Index
Dealing Day	Daily - All orders must be received by 16.00 p.m. (Irish time) one Business Day immediately preceding the relevant Dealing Day.
Registered For Sale	IE, UK
Share Classes	A, U, V
PRIPs Ongoing Charge ²	0.81%, 0.84%, 0.91%, 0.91%
Share Class Currencies	EUR, GBP
Initial Charge	0%

Portfolio Management Team

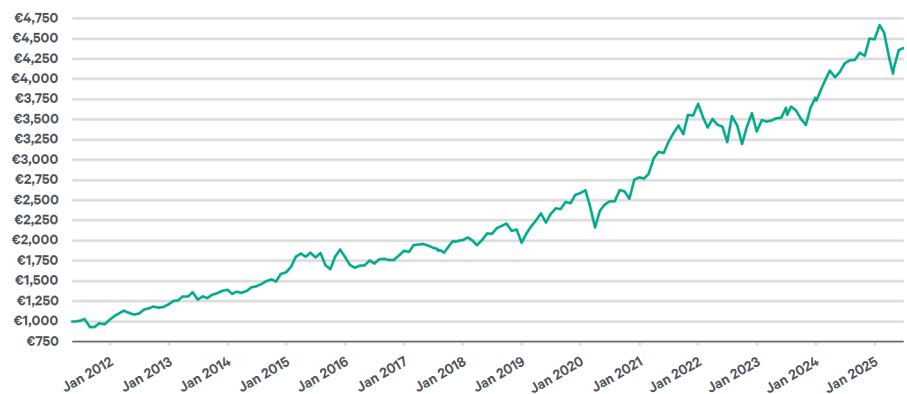
	Desmond Flood Portfolio Manager MA,BA,ASIP Industry Start: 1987 IQ-EQ Start: 2012
---	--

The Fund is actively managed and is not managed in reference to a benchmark. However, the Fund's performance may be measured against the MSCI World Index. The Fund does not operate any form of target to outperform a benchmark index.

Fund Objective¹

The IQ EQ ESG Equity Fund ('the Fund') is suitable for investors who have a time horizon of at least five years and seek a fund that invests in a responsible manner in a range of global companies. The aim of the Fund is to achieve long-term capital growth. The objective is achieved using both quantitative and fundamental research that results in a portfolio of high-quality companies that exhibit strong environmental, social and governance characteristics. This Fund is managed by IQ EQ Fund Management (Ireland) Limited ("IQ-EQ") (formerly Davy Global Fund Management Limited).

Figure 1: Performance for IQ EQ ESG Equity Fund as at 30th June 2025



Source: IQ-EQ and Northern Trust. Performance chart refers to IQ EQ ESG Equity Fund A Acc (€) net of fees.

Table 1: Performance for IQ EQ ESG Equity Fund (Net of Fees as at 30 06 2025)³

Rolling Fund Performance	NAV	1M	3M	YTD	3 Yr(P.A)	5 Yr(P.A)
IQ EQ ESG Equity Fund A Acc (€)	438.44	0.6%	2.7%	-2.4%	10.9%	12.0%
IQ EQ ESG Equity Fund A Inc (€)	350.21	0.6%	2.7%	-3.1%	8.9%	10.1%
MSCI World Index (€)	-	0.9%	2.6%	-3.4%	13.8%	13.5%
IQ EQ ESG Equity Fund U Acc (£)	2.95	2.4%	5.1%	1.1%	10.6%	10.6%
IQ EQ ESG Equity Fund V Inc (£)	2.50	1.9%	3.7%	4.0%	7.5%	7.8%
MSCI World Index (£)	-	2.7%	5.0%	0.1%	13.6%	12.2%

Table 2: Calendar Year Performance (Net of fees)³

Calendar Year Performance	2024	2023	2022	2021	2020
IQ EQ ESG Equity Fund A Acc (€)	19.2%	12.4%	-9.2%	32.7%	7.5%
IQ EQ ESG Equity Fund A Inc (€)	17.3%	10.2%	-10.9%	30.6%	5.2%
MSCI World Index (€)	26.6%	19.6%	-12.8%	31.1%	6.3%
IQ EQ ESG Equity Fund U Acc (£)	13.7%	9.7%	-4.2%	24.3%	13.5%
IQ EQ ESG Equity Fund V Inc (£)	11.8%	7.6%	-5.9%	22.4%	11.0%
MSCI World Index (£)	20.8%	16.8%	-7.8%	22.9%	12.3%

Source: IQ-EQ and Bloomberg net of fees

The Fund was launched on 12th December 2014 as the Davy Ethical Equity Fund and was renamed the Davy ESG Equity Fund on 6th June 2018. On 1st May 2024, the name was changed to the IQ EQ ESG Equity Fund. The past performance chart reflects past performance data relating to the Davy Ethical Equity Fund (non-UCITS) which merged with the Davy Ethical Equity Fund (UCITS) (the "Merger"). Prior to the Merger, when the Fund was not authorised as a UCITS, the investment policy, strategy and portfolio composition were largely the same. In the circumstances, the past performance data included in this document are believed to be an appropriate reference for investors.

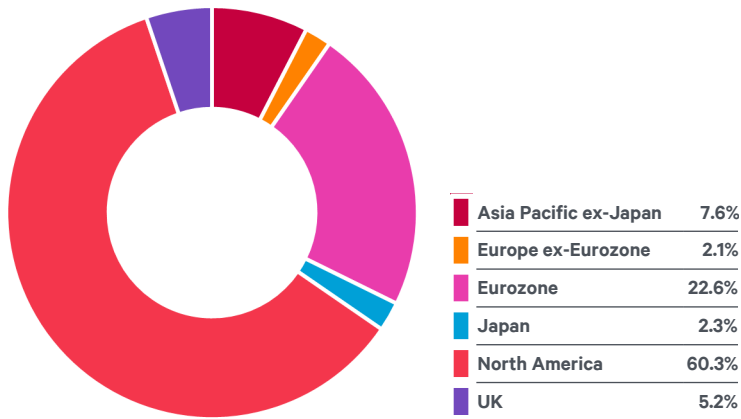
Warning: Past performance is not a reliable guide to future performance. The value of your investment may go down as well as up. This product may be affected by changes in currency exchange rates. This is a marketing communication. This is not a contractually binding document. Please refer to the prospectus and to the KID of the Fund and do not base any final investment decision on this communication alone. The fund is actively managed.
SFDR disclosures and fund documents can be found on our website www.iqeq.com/davy-funds-plc
Our Summary of Investor Rights can be found at our website at: <https://iqeq.com/wp-content/uploads/2024/12/November-2024-Update-IQ-EQ-Summary-of-Investor-Rights.pdf>

¹ There is no guarantee the Fund will meet its objective.

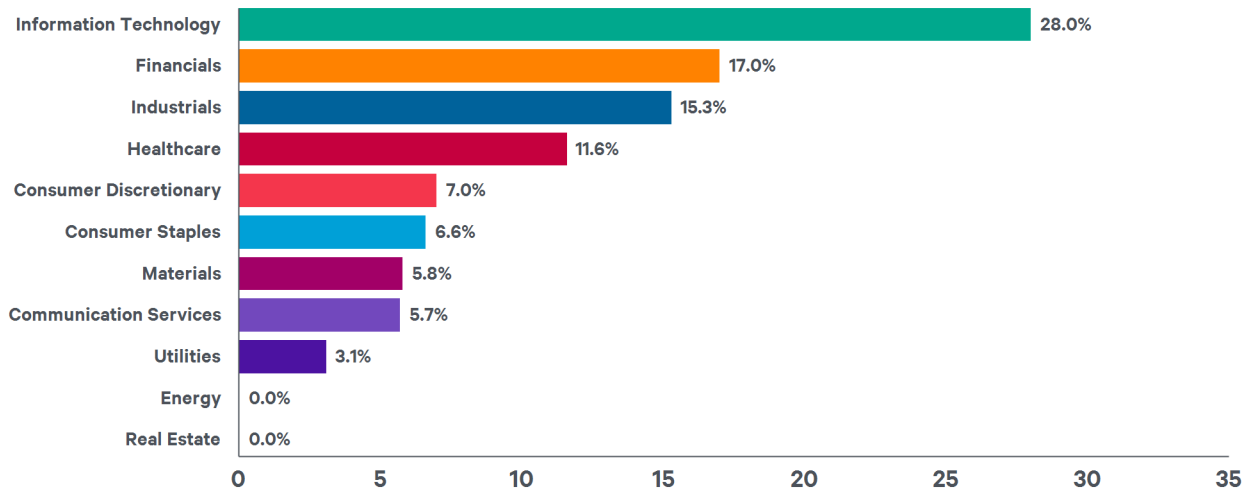
² The ongoing charges are the running costs of the Fund, including distribution and marketing, but excluding transactions costs and performance fees.

³ The benchmark index shown above does not include fees or operating expenses and you cannot invest in it.

1M: 30/05/2025 - 30/06/2025; 3M: 30/03/2025 - 30/06/2025; YTD: 31/12/2024 - 30/06/2025; 3Yr: 30/06/2022 - 30/06/2025; 5Yr: 30/06/2020 - 30/06/2025;
2020: 01/01/2020 - 31/12/2020; 2021: 01/01/2021 - 31/12/2021; 2022: 01/01/2022 - 31/12/2022; 2023: 01/01/2023 - 31/12/2023; 2024: 01/01/2024 - 31/12/2024

Figure 2: Geographic Allocation (% Equity)⁴**Table 3 : Holdings⁴**

Top 10 Holdings	% Equity
MICROSOFT CORP	9.3
ALPHABET INC	5.7
ORACLE CORP	5.4
TAIWAN SEMICONDUCTOR MFG CO	4.4
SAP SE	3.7
VISA INC	3.4
IBERDROLA SA	3.1
SIEMENS AG	3.0
VINCI SA	2.9
TJX COS INC (THE)	2.8

Figure 3: Sector Allocation (% Equity)⁴**Table 4: Share Class Identifiers**

Share Class	Type	ISIN	SEDOL	Inception Date
IQ EQ ESG Equity Fund A Acc (€)	Accumulating	IE00BRJL3T29	BRJL3T2	12/12/2014
IQ EQ ESG Equity Fund A Inc (€)	Distributing	IE00BRJL3V41	BRJL3V4	12/12/2014
IQ EQ ESG Equity Fund K Inc (€)	Distributing	IE00BZ00N610	BZ00N61	10/08/2016
IQ EQ ESG Equity Fund O Acc (£)	Accumulating	IE00BYT7DM26	BYT7DM2	31/08/2015
IQ EQ ESG Equity Fund U Acc (£)	Accumulating	IE00BD8R7R95	BD8R7R9	19/01/2016
IQ EQ ESG Equity Fund V Inc (£)	Distributing	IE00BD8R7S03	BD8R7S0	19/01/2016

Source: IQ-EQ and Bloomberg

Warning: Past performance is not a reliable guide to future performance. The value of your investment may go down as well as up. This product may be affected by changes in currency exchange rates. This is a marketing communication. This is not a contractually binding document. Please refer to the prospectus and to the KID of the Fund and do not base any final investment decision on this communication alone. The fund is actively managed.

SFDR disclosures and fund documents can be found on our website www.iqeq.com/davy-funds-plc

Our Summary of Investor Rights can be found at our website at: <https://iqeq.com/wp-content/uploads/2024/12/November-2024-Update-IQ-EQ-Summary-of-Investor-Rights.pdf>

⁴ Weightings in holdings, geographic allocation and sector allocation are indicative only and may change subject to the discretion of the Fund Manager. Due to rounding, some totals may not equal 100%.

Please see Page 3 for further information.

The Fund Factsheet is not intended to be comprehensive and is designed to provide summary information to existing investors in the IQ EQ ESG Equity Fund. It does not constitute an offer or solicitation for the purchase or sale of any financial instrument, trading strategy, product or service and does not take into account the investment objectives, knowledge and experience or financial situation of any particular person. Investors should obtain advice based on their own individual circumstances before making an investment decision. Investors should be aware that some of the Directors of the Company (Davy Funds Plc) are also employed by the Investment Manager, Promoter and the Distributor.

Further information in relation to the management of potential conflicts of interest is available upon request. Investors should also read the Prospectus, Supplement and Key Investor Information Document for the Fund prior to making a decision to invest, and for full information on the Fund including fees and risks and conflicts of interest. These documents are available from IQ-EQ, 5th Floor, 76 Sir John Rogerson's Quay, Dublin Docklands, Dublin 2, D02 C9D0, Ireland.

No part of this document is to be reproduced without written permission. While all reasonable care has been given to the preparation of this information, no warranties or representation express or implied are given or liability accepted by IQ-EQ or its affiliates or any directors or employees in relation to the accuracy, fairness or completeness of the information contained herein. Any opinion expressed (including estimates and forecasts) may be subject to change without notice.

MSCI Inc. (MSCI). Without prior written permission of MSCI, this information and any other MSCI intellectual property may not be reproduced, disseminated or used to create any financial products, including any indices. This information is provided on an 'as is' basis. The user assumes the entire risk of any use made of this information. MSCI, its affiliates and any third party involved in, or related to, computing or compiling the information hereby expressly disclaim all warranties of originality, accuracy, completeness, merchantability or fitness for a particular purpose with respect to any of this information. Without limiting any of the foregoing, in no event shall MSCI, any of its affiliates or any third party involved in, or related to, computing or compiling the information have any liability for any damages of any kind. MSCI and the MSCI indexes are services marks of MSCI and its affiliates.

IQ-EQ

5th Floor, 76 Sir John Rogerson's Quay, Dublin Docklands, Dublin 2, D02 C9D0, Ireland.
E assetmanagement@iqeq.com

www.iqeq.com

Confidential © IQ-EQ 2025

If you are a client of IQ-EQ, this communication has been sent to you as part of our service offering. If you are not a client of IQ-EQ, you can opt out of further similar communications at any stage by emailing iqeqfundmanagement@iqeq.com. The IQ-EQ Privacy Notice can be found at www.iqeq.com/privacy-policy.

IQ EQ Fund Management (Ireland) Limited is regulated by the Central Bank of Ireland. Details about the extent of our authorisation and regulation by the Central Bank of Ireland are available from us upon request.